



## Resource Guide

Page 1

### Landscape Supplies - Permeable Pavement Roocycle EnviroPaver & Roocycle GR



Large standard range • Custom work is welcomed



#### Roocycle EnviroPaver

**Coverage**

Approx 4.2 blocks per square metre

**Dimensions & Mass**


600x400x80mm  
112 blocks per tonne  
(approx. 9kg per block)

**Suitable For**

- Domestic driveways
- Agricultural
- Permeable
- Commercial Areas (truck loading)

**Colours & Availability**

Grey (ex Sydney)



#### Roocycle GR

**Coverage**

4 pavers per square metre

**Dimensions**

500x500x27mm

**Suitable For**

- Turf Reinforcement
- Domestic driveways
- Grass Car Parking Areas
- Permeable
- Commercial Areas (truck loading)

**Colours & Availability**

Black (ex Sydney or Perth)



## Resource Guide

Page 2

### Landscape Supplies - Permeable Pavement AusCast GrassGrid Paver



Large standard range • Custom work is welcomed

#### AusCast GrassGrid Paver

##### Coverage

Approx 7.6 blocks per square metre

##### Dimensions & Mass

420x315x95mm

55 blocks per tonne

(approx. 17.9kg per block)

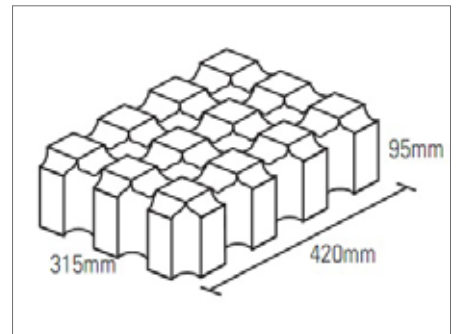
##### Suitable For

- Domestic driveways
- Agricultural
- Permeable
- Commercial Areas (truck loading)

##### Colours & Availability

Grey (ex Sydney)

Charcoal (ex Melbourne & Hobart)







## Resource Guide

Page 2

### Landscape Supplies - Permeable Pavement AusCast GrassStone Paver



Large standard range • Custom work is welcomed

#### AusCast GrassStone Paver

##### Coverage

Approx 8.9 blocks per square metre

##### Dimensions & Mass

390x290x90mm

72 blocks per tonne

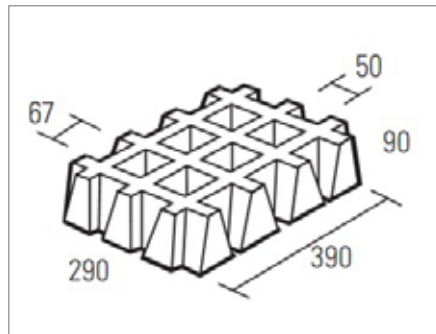

(approx. 14.3kg per block)

##### Suitable For

- Domestic driveways
- Agricultural
- Permeable
- Commercial Areas (truck loading)

##### Colours & Availability

Grey (ex Brisbane & Hobart)







## Resource Guide

Page 2

### Landscape Supplies - Permeable Pavement AusCast GrassPaver, GrassSlab & GrassBlock (WA Only)



Large standard range • Custom work is welcomed

#### GrassPaver

**Coverage**

8 pavers per square metre

**Dimensions & Mass**

400x300x80mm  
72 blocks per tonne  
(approx. 14kg per block)

**Suitable For**

- Domestic driveways
- Commercial Areas (truck loading)

**Colours & Availability**

Grey (ex Perth)



#### GrassSlab

**Coverage**

4 pavers per square metre

**Dimensions & Mass**

600x400x100mm  
26 blocks per tonne  
(approx. 39kg per block)

**Suitable For**

- Domestic driveways
- Commercial Areas (truck loading)

**Colours & Availability**

Grey (ex Perth)

#### GrassBlock

**Coverage**

8.2 pavers per square metre

**Dimensions & Mass**

350x350x100mm  
63 blocks per tonne  
(approx. 16kg per block)

**Suitable For**

- Domestic driveways
- Commercial Areas (truck loading)

**Colours & Availability**

Grey (ex Perth)

